




**The Starlight S'coupe is the official newsletter of the San Diego County Chapter of the Studebaker Drivers Club.**

**Upcoming Events:**

- **October 14** Breakfast Meeting – Admiral Baker Club. Ricky Logier will arrange the room. RSVP please!!
- **November 11** Breakfast Meeting - Cafe at Gillespie Field



**A good-looking Studebaker truck does a grand job of gas saving**


Gas economy is the reason you see so many owners of small businesses driving Studebaker trucks. The streamlined Studebaker design helps to make a little cash buy a lot of mileage—no excess dead weight—no needless waste of power. For proof of Studebaker thrift, see any Studebaker dealer.



Studebaker's two fast-controlled ventilators sweep in refreshing streams of air at four levels. The adjustable window slaps, two air visors, dual windshield wipers are standard equipment, too. The comfy, adjustable seat has "finger-tip" control.



Studebaker's famous father-and-son team and many thousands of other competent, conscientious craftsmen build outstanding worksheds into every Studebaker truck. This means big savings on repairs and a truck that stays constantly on the job.



Hundreds of thousands of Studebaker trucks economically handle a big share of the nation's commercial hauling—1 1/2 and 2 ton Studebakers for heavy-duty hauling, 1 1/2, 1, and 1/2 ton Studebaker pickups and trailers for lighter-duty work. The good Studebaker truck requires the high efficiency Power-Plus or the high torque Power-Plus. Available extra-charge steering is standard. Gas-saving features are available at moderate extra cost on 1 1/2 and 2 ton models.

**STUDEBAKER TRUCKS**  
© 1953, The Studebaker Corporation, South Bend 21, Indiana, U. S. A.

**In this issue:**

Page 1	Cover Page
Page 2	Chapter Directory
Page 3-7	President's Message
Page 5	SDACC Meeting Report
Page 8	B.S. Column ('bout Studebakers)
Page 8	Auction Market



*San Diego County Chapter's 50th Anniversary, 1972 ~ 2022*

**Chapter Officers:**

<b>Elected</b>	President	Keith Wahl	kwahl@san.rr.com	858-518-2190
	Vice President	Bob Halgren	bobhalgren@gmail.com	619-251-5638
	Secretary	Ricky Logier	ricky.logier@yahoo.com	858-539-5225
	Treasurer	Mimi Halgren	maggiehalgren@gmail.com	619-851-1126
<b>Appointed</b>	Tour Master	Michelle St. Clair	msaint1023@gmail.com	760-522-0188
	Newsletter Editor	Alana Synder	Busyk9s@hotmail.com	619-713-4560
	Historian	Colin Fort	colinfort@cox.net	760-753-5724
	Historian	Keith Rider	studierider@aol.com	619-276-2249
	Webmaster-Facebook	Dan Scott	dansct@sbcglobal.net	818-558-1791
	Facebook	Devin Kostrzewski	devin.kostrzewski@gmail.com	716-863-9775

**Pacific Southwest Zone Officers:**

<b>Elected</b>	Director	Ed Smith	edcollects@gmail.com	602-290-1045
	Coordinator	Dan Scott	dansct@sbcglobal.net	818-558-1791
	Regional Manager	Gene Nagle	StudieV8@gmail.com	858-335-3183

**Website** <https://studebakersandiego.com/>

*Behind every success is effort...*

*Behind every effort is passion...*

*Behind every passion is someone with the courage to try.*

## PRESIDENT'S MESSAGE SEPTEMBER SCENE



### GREETINGS CLUBSTERS:

JAM PACKED month happening the weekend of September 8 and 9. We started out with a fabulous tour of ONLY Yesterday – the private Auto Collection and phenomenal military Museum owned by Charles “Chuck” Speilman – a real down to earth gentleman, fine human being and former member of our military.



Chuck was gracious and informative. He arranged for four docents to guide our group of 32 attendees from the Studebaker and Triumph clubs.

The Studebaker group included Bob and Mimi Hलगren, Ricky Logier, Mark and Angel Clifton, Devin Kostrewski, Shaun Slaehyan, Esther and Norman Croteau, Dan Scott and his border patrol friend Joe, new member Su.er Pizskin and her sister Tracy, and my better half Ruth Wahl with friend Holly Berman., My former colleagues - Sheriffs Steve Brewer and Duncan Fraser attended



I was honored to have these 3 x 7 foot carved glass panels accepted by the Only Yesterday museum for the 1930 Art Deco Room. The art work fits well with the ambiance, barber shop and cars of this period. Angel Clifton liked the piece.


# “DECO”DENT created by Keith Wahl MD



“GLASS,” that amorphous, usually transparent or translucent substance, consisting of silicates and sometimes borates and phosphates, is made by fusing together silica, an alkali and lime or lead oxide. For me, the results of that conglomeration, enabling me to create art, is truly magical. I am, indeed, honored to have this work accepted by “Only Yesterday” for the special 1930’s Room.

Glass, as a medium, is unique. These carved glass panels employ techniques and use special resist materials, cutting tools, and abrasives delivered under high pressure. Results, from cutting away the protective mask, create depth and dimension--all the while respecting the delicacy of the medium. Too much pressure can cause a stress fracture and loss of the work.

“**DECO**”*dent* (a double entendre for ‘decadent’) pays homage to the elegance of “Le Style Moderne,” also known as “Jazz Moderne.” During a period of scholarly reappraisal in the late 1960’s, the current name of “Art Deco” became widely known.



This art piece embodies Keith Wahl, MD’s artistic creative mission of “purpose, passion, and performance.” The work was published in Art Glass Today, in 2010, featuring over 60 contemporary international glass artists who transform molten glass into unique artistic compositions.



The tour was followed by lunch at Denny’s with Sue and Tracy Piszkin, Norm and Esther Croteau, Mark and Angel Clifton and Keith and Ricky Logier. We went over the treasurer’s report. Sue purchased a T shirt. Since the attendance was small no 50/50 or name tag drawing



The **SDACC meeting** was on 09/25/23 Jolly Joker Tavern 5:00-7:00pm. There were reps from 10 car clubs present & 25 cars on display. Topics covered were the Santee Drive-In closing January 2024 & upcoming car events.

The VP Charger Steve is working on securing a new location for the Auto Swap Meets & Car Shows that were held at the Santee Drive-In.

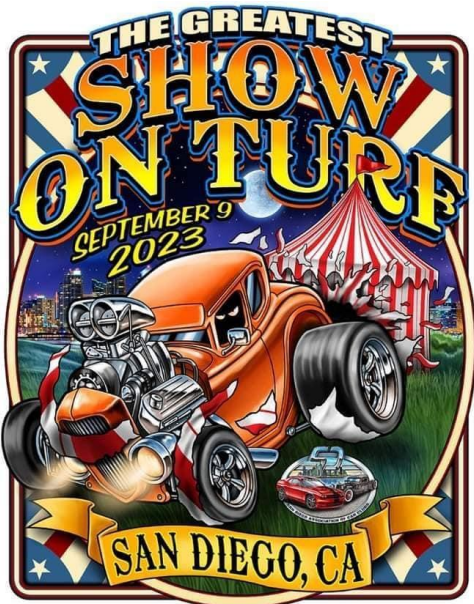
- The SDACC meeting be held at the San Diego Automotive Museum starting November 2023 till February 2024 then return to the Jolly Joker Tavern. Meeting are on the 1st Tuesday of the month.

- The following car events are on the SDACC calendar;
- Cruisin' for Jordan Car Show, El Cajon Elks Lodge, 10am-4pm 09/24/23
- COPS & RODDERS, SD Police Museum Embarcadero N. Seaport Village, 9am-2pm 09/24/23
- Ramona Senior Center Car Show, Grace Community Church Ramona, 10am-2pm

10/14/23

- AUTOFEST, 668 Main St Ramona, 10am-1pm 10/15/23, (Main St will be closed for event)
- Spokes on The Bay, 400 Kettner Blvd SD, Embarcadero Park North, 10am-3pm 10/28/23
- Belmont Park Fall Car Show 🎃 Halloween 🧛 Spectacular! Free candy provided to pass out, Costumes optional. 3pm-6pm 10/29/23
- 21st Bate Nuts Farm Car Show & Toy Drive, 9am-2pm, 11/05/23
- Pernicano's Veteran Day Car Show, 1588 E. Main St El Cajon, 9am-2pm 11/11/23

--Ricky



**Saturday September 8- THE GREATEST SHOW ON TURF AT SOUTH CLAREMONT PARK** was also **DRIVE YOUR STUDEBAKER DAY** And that we did. Bob and Mimi Halgren with their Restomod 53, Ken St. Claire with Borrego and Ricky Logier and I with Consuelo the 55 wagon and Delilah the 64 Daytona Convertible. Keith Rider and Tim Huntley showed up later in the day along with Sue Piszkin and husband Tom.



**TEAM STUDEBAKER!!**



My other brother from another mother, Keith Rider and Sue Piszkin



My brother Geoff Joined us

The show had some 200 cars. We introduced ourselves to Chris, owner of a 51 Bullet nose, who we hope will be a new member and met up with a chap who has a 41 President that we have seen at many shows, inviting him to join the club.



**September Birthday – Did you have one or upcoming for October, November December??? Let us know!!**

**CANADIAN CAR CONUNDRUM CHAPTER 2 –** Dan Scott from BCOIE and our web designer gifted me this photo where my 1963 GT Hawk was purchased as well as the invoice and cost of the car! We found that the vehicle was purchased at Starks Motor Sales in Toronto. The cost new was a whopping \$5121.30. That was an expensive car back in the day!



Studebaker		Different by Design	
Final Assembly Plant - Hamilton, Ontario		Invoice Number	
Stark's Motor Sales and Service 475 Mount Pleasant Road Toronto, Ontario		Serial Number	
Delivered to Dealer At: (Not Dealer or based from Final Assembly Plant to Place of Delivery)		63VC3771	
Same			
Description of Studebaker Car		SUGGESTED RETAIL PRICE	
63VK6 Gran Turismo Hawk		\$ 3881	00
		Dollars	Cents
<b>ACCESSORIES &amp; DELIVERY CHARGES</b>	Electric Windshield Wipers/Washers	00	00
	15 Inch Wheels	00	00
	Alternator	00	00
	Full Wheel Covers	00	00
	Clock	00	00
	1013 Automatic Transmission w/ 3.31 Axle	00	00
	1097 Jet Thrust Engine Supercharged R2	516	00
	2038 Climatizer	88	40
	1762 670x15 Whitewall Tires	10	50
	2037 AC 3033 Auxiliary Heater	51	00
	1012 Power Steering	91	80
	1005 Power Disc Brakes	129	20
	1105 Reclining Front Seats	40	80
	2010 AC3193 Bumper Guards Front	10	50
	2061 AC3354 Push Button Radio	78	40
2076 AC2886 Deck Lid Antenna	9	90	
2078 Tachometer	40	80	
2094 Seat Belt - Front	17	00	
Delivery	156	00	
Manufacturer's Information Label Number 20127	Studebaker	Manufacturer's Total Suggested Retail Price \$	5121 30

I took the car over to AAMCO transmissions in El Cajon as I detected some shuddering when I accelerated. The car had significant oil leaks and the plan was to power wash and assess the origins. The transmission was serviced and I ordered a complete set of crank, front and rear main seals in addition to gaskets. We had pulled the wheels prior to going to the shop and it was determined new rotors were needed. As it turns out, Bob Halgren had a complete brake set from our former member Jack Usher's Avanti. I bought front and rear shoes, rotors and calipers. Bob had a set of motor mounts which I bought. From Studebaker's west I ordered transmission mounts and an "O" ring for the new speedometer cable I put in.

Next on the docket is to convert to a dual master cylinder, new brake lines and replace all the brake components. I am upgrading the electrical to include a third brake light, new glove box light and switch, power window washer, 4 way flasher, conversion of front running lights to led turn signals. I am assessing location for installation of a power trunk lock, .....Stay tuned for chapter 3

**SIGNIFICANT UPCOMING SAN DIEGO STUDEBAKER DRIVERS CLUB EVENTS \* MICHELE ST. CLAIRE WILL SEND EMAILS**  
**\*\* ADMIRAL BAKER CLUB BREAKFAST 9 AM OCTOBER 14**  
**\*\* CAFÉ AT GILLESPIE FIELD 9 AM BREAKFAST – SATURDAY NOVEMBER 11**

## FUN STUFF AND INTERESTING ARTICLES

\*\*\* In your down time, you might find some of these videos enlightening and funny.. ENJOY

WHAT IF THEY PRODUCED THIS

STUDEBAKER?<https://youtu.be/yBVES3mNdgA?si=GzFnSQYZ-4kCouQD>

### MOLDED FIBERGLASS KILLED THE AVANTI

<https://youtu.be/XIQbNZC4J4k?si=tJl5oJ6zRY66wqoC>

#### Raymond Loewy and Le Creuset.

I may have mentioned in a prior newsletter that Raymond Loewy (famous automobile designer as well as the guy designed Greyhound bus. The guy who put the bull's eye on Lucky Strike cigarettes. The guy who single handedly made industrial design sexy). Well turns out he was quite a gourmand. Here are some recipes of his!!

## Raymond Loewy's CRISPY OKRA

Trim the tops of a pound of okra, and slice the pods lengthwise as thin as possible. Mix a teaspoon of red chile powder with a teaspoon and a half of chaat or garam masala, a half teaspoon of turmeric, two tablespoons of chickpea flour and a teaspoon of cornstarch. Toss the okra in this, then moisten with a tablespoon of lemon juice. Heat vegetable oil in a wok to very hot and fry the okra, a handful at a time, until golden. Drain on paper towels and let cool. Then reheat the oil, fry the okra briefly again, drain and serve hot

## Raymond Loewy's Blueberry-Topped Cheesecake

12 oz. softened cream cheese

3/4 cup sugar

2 eggs

1 tablespoon cornstarch

1/2 cup water

2 cups fresh blueberries, washed and drained

1 9-inch frozen honey-graham cracker pie shell Preheat oven and baking sheet to 350 F. In a bowl, beat cream cheese, 1/2 cup sugar, and eggs until smooth and well-blended. Pour into pie crust and bake for 30 minutes or until filling is firm. In a small saucepan, combine remaining sugar and cornstarch. Add water, stirring until smooth. Cook and stir over medium heat until thickened and bubbly. Remove from heat and stir in blueberries. Spread blueberry mixture evenly over cream cheese filling. Refrigerate 3 hours or until ready to serve.

**DON'T GARAGE IT....DRIVE YOUR STUDEBAKER!**

**DID YOU DRIVE YOUR STUDEBAKER ON SEPTEMBER 9<sup>TH</sup>?? Ken St. Claire, Bob and Mimi, Keith and Ricki did!!!**

We look forward to catching up monthly with our Studebaker Family. Our club is only as vibrant and active as you want it to be. I continually call to remind members of our events. Please check your calendars and participate.. WE MISS YOU!!

Friends, this is your club.... If you like to cook or have a hobby share it with us. We are interested to hear from all of you

For all those who have given us your birthday and anniversary dates, if you come to a meeting during that special month, BREAKFAST OR LUNCH ON THE CLUB!! Just ask Toni Usher

Studebakerly,

Keith Wahl, President





## B.S. Column ('bout Studebakers) V-8 Heat Riser Replacement

By, and Thanks to Jerry Blount



Or, as the Shop Manual calls it: “Manifold Heater Valve”

This valve is installed on the passenger side, between the exhaust manifold and the front exhaust pipe connection.

During warm up, the valve is held closed by spring tension and deflects hot exhaust gasses into the lower passages of the intake manifold. As the engine warms up the spring loses its tension and the weight on the valve operating shaft opens the valve, allowing the exhaust gasses to pass directly from the exhaust manifold to the exhaust pipe. The valve improves the engine economy by heating the fuel-air mixture, and reduces the time for engine warm up.

The main failure of these valves, as used on 1955 - 1964 models, is cracking of the main body casting at the shaft pivot points. The valve may seem to be intact up to the time of unbolting the front exhaust pipe from the manifold, but will come off in two pieces - thus needing replacement.

There has never been an exact reproduction Studebaker heat riser valve ever made, and one reason may be that a certain Cadillac valve has always been available. It fits and functions well on any Studebaker V-8, '55 - '64 (except R-3, R-4 Avanti)

For years, all aftermarket exhaust system suppliers had this Cadillac valve available - I was selling them in the 1980s. Then, they gradually became less available until they were finally reproduced, which is what Studebaker parts dealers sell today.

These function perfectly fine on a Studebaker but don't necessarily look the same. They should be installed with the larger side of the internal valve opening to the downstream of the exhaust flow.

Lately, our local Studebaker mechanic, Mr. Chuck Tubens, has dealt with several cars with the valve installed upside down. Chuck then had to remove the valve and install it properly.

So, make certain that your new replacement valve is installed correct side up. I typically will mark “top” or “up” on the ones I sell.

### Hemmings: 3 Stude's sold in July

Submitted by Devin Kostrzewski

- 28k for a 63 Lark Daytona Convertible -

<https://www.hemmings.com/auction/1963-studebaker-lark-london-oh-681738/sold>

- \$1,685 for a 50 Champion Sedan Project car -

<https://www.hemmings.com/auction/1950-studebaker-champion-cave-creek-az-928622/sold>

- 26k for a refurbished 55 President -

<https://www.hemmings.com/auction/1955-studebaker-president-gresham-or-893365/sold>

Recent and fun finds from BringATrailer since early August:

Wild 53 Champion with a blown hemi! Sold for 26k -

<https://bringatrailer.com/listing/1953-studebaker-champion-regal-starliner/>

No Reserve Wagonaire goes for 11k - <https://bringatrailer.com/listing/1964-studebaker-daytona-wagon-4/>

Really nice R2 Avanti which was bid to 55k and not sold -

<https://bringatrailer.com/listing/1963-studebaker-avanti-44/>

Chevy powered 62 Champ failed to sell today after a high bid of \$8,250 -

<https://bringatrailer.com/listing/1962-studebaker-champ-truck-10/>